



Licenses

Last Modified on 02.25.25

View Recast Licenses

You can view and manage all of your Recast Software licenses on the RMS **Licenses** page.

To view licensing details:

1. Access your Recast Management Server at `https://<ServerFQDN>:<Port>` in a web browser.
2. Navigate to **Administration** > **Licenses**.

Details shown:

- **License Type:**
 - Right Click Tools Enterprise
 - Right Click Tools Community
 - Kiosk Manager
 - Recast Automation
 - Endpoint Insights
 - Privilege Manager
 - Application Manager
 - Browser Extension
- **Expiration** date
- **Status** of license
- **Device Count**

Licenses

Upload

License Type	Expiration	Status	Device Count
Community	Sunday, September 14, 2025	Ok	1500
Enterprise	Tuesday, September 2, 2025	Ok	1500
Kiosk Manager	Tuesday, September 2, 2025	Ok	1500
Automation	Tuesday, September 2, 2025	Ok	1500
Shift Left	Thursday, August 7, 2025	Ok	1500
Endpoint Insights	Saturday, August 30, 2025	Ok	1500
Privilege Manager	Thursday, August 7, 2025	Ok	1500
Application Manager	Tuesday, January 21, 2025	Expiration Pending	1000
Application Manager Enterprise	Friday, March 14, 2025	Ok	1000
Browser Extension	Sunday, September 14, 2025	Ok	1000

1

1 - 10 of 10 items

Upload Licenses to Recast Management Server

Licenses for all your Recast Software products and components are available from the Recast Portal. Downloaded licenses can then be added to the **Licenses** page in your Recast Management Server.

As Application Manager and Privilege Manager are integrated into your Recast Management Server, you won't see Application Manager or Privilege Manager listed separately in the [Recast Portal](#).

For these Recast products, downloading your Recast Management Server license from the portal and uploading it on the **Licenses** page will activate Application Manager and/or Privilege Manager functionality in RMS.

To add Recast licenses to RMS:














1. Download or copy your Recast Software product and component licenses from the [Recast Portal](#) by clicking on the cloud icon under Actions.

NOTE: All of your Recast Software licenses are consolidated in a single license file, meaning that you can click on the cloud icon in any row to download licenses.

Recast Software

This table includes the most recent Recast Software product and component versions for active Enterprise subscriptions, as well as the current Right Click Tools Community Edition version. Download the file containing all your Recast licenses by clicking the Download License icon in any row.

NOTE: To install or update Privilege Manager or Application Manager, download the newest Recast Management Server version.

Name	Subscription Type	Version	Description	Upload Date	License Timeframe	Subscription Limits	Actions
Endpoint Insights	Endpoint Insights	5.9.2502.2105	Installs on your Configuration Manager server to create reports and an application for Recast Agent. Requires Recast Management Server (to collect warranty information), Recast Proxy, and Recast Agent.	Feb 24, 2025	Oct 30, 2024 to Nov 29, 2025	1500 devices	 
Recast Agent	Right Click Tools	5.9.2502.2105	This Windows service runs as the local system. Agents installed on devices in your environment securely connect to Recast Management Server via Recast Agent Gateway. Used with Right Click Tools Enterprise, Endpoint Insights, and Privilege Manager.	Feb 24, 2025	Oct 30, 2024 to Nov 29, 2025	1500 devices	 
Recast Agent Gateway	Right Click Tools	5.9.2502.2105	Securely connects Recast Management Server to Recast Agents. One Agent Gateway is required for every 20K Agents. The first is automatically deployed when RMS is installed. Used with Right Click Tools Enterprise, Endpoint Insights, and Privilege Manager.	Feb 24, 2025	Oct 30, 2024 to Nov 29, 2025	1500 devices	 
Recast Management Server	Right Click Tools	5.9.2502.2105	This central hub for Recast Software products installs on a server of your choice. Required to access Privilege Manager and Application Manager, and for full functionality in Right Click Tools and Endpoint Insights.	Feb 24, 2025	Oct 30, 2024 to Nov 29, 2025	1500 devices	 
Recast Proxy	Right Click Tools	5.9.2502.2105	This Windows service installs as part of Recast Management Server, allowing RMS to initiate actions that require a service account. Proxies can be added separately for other domains. Used with Right Click Tools Enterprise, Endpoint Insights, Privilege Manager, and Application Manager.	Feb 24, 2025	Oct 30, 2024 to Nov 29, 2025	1500 devices	 
Right Click Tools Enterprise Edition	Right Click Tools	5.9.2502.2105	This console extension integrates context-specific tools, dashboards, and reports. Used with all Right Click Tools Enterprise implementations. Add the Recast Management Server component to access all Right Click Tools features.	Feb 24, 2025	Oct 30, 2024 to Nov 29, 2025	1500 devices	 
Right Click Tools Community Edition	Right Click Tools Community	5.9.2502.2105	This free Community Edition offers a limited set of user and device management tools.	Feb 24, 2025	Oct 30, 2024 to Nov 29, 2025		 

For installation instructions, visit the [Recast Software Help Center](#).

2. In your Recast Management Server interface, navigate to **Administration > Licenses**.

3. Click **Upload** and select licenses.

Licenses

Upload

License Type	Expiration	Status	Device Count
Community	Sunday, September 14, 2025	Ok	1500
Enterprise	Tuesday, September 2, 2025	Ok	1500
Kiosk Manager	Tuesday, September 2, 2025	Ok	1500
Automation	Tuesday, September 2, 2025	Ok	1500
Shift Left	Thursday, August 7, 2025	Ok	1500
Endpoint Insights	Saturday, August 30, 2025	Ok	1500
Privilege Manager	Thursday, August 7, 2025	Ok	1500
Application Manager	Tuesday, January 21, 2025	Expiration Pending	1000
Application Manager Enterprise	Friday, March 14, 2025	Ok	1000
Browser Extension	Sunday, September 14, 2025	Ok	1000

1

1 - 10 of 10 items